



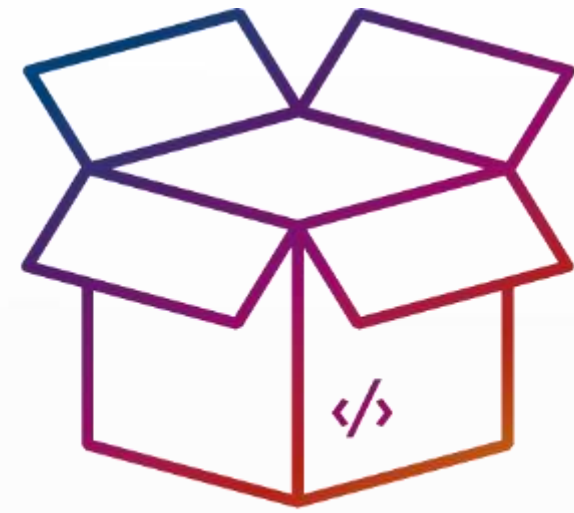
yudoo
Do, limitless.

The new pharma-designed
Software Suite to manage
everything, limitless.

The concept: what is yudoo



100% Pharma
compliant



Off-the-shelf
solution



Multiple modules in a single
environment



T&T architecture
natively integrated



Web based



On Premises *or* On Cloud with
managed services



Safety: no public access
and CFR 21



Data driven 4.0
architecture

Discover the power of your data



ERP/MES




Cloud systems

Process

Orders/Recipes



Database




Packaging lines



Vision systems, Printers, Devices

yudoo has 3 souls

yudoo 



The yudesk logo is located in the top left corner. It features the word "yudesk" in a sans-serif font, with "yud" in black and "esk" in orange. To the left of the text is a network diagram with grey nodes and lines. A large, semi-circular graphic with a gradient from orange to purple is partially visible on the far left edge of the slide.The yudoo logo is in the top right corner. It consists of the word "yudoo" in a black sans-serif font, followed by a blue stylized logo that resembles a lowercase "v" or a folded ribbon.The yudesk module icon is a solid orange circle, positioned to the left of the word "yudesk" in the module list.The yurun module icon is a solid grey circle, positioned to the left of the word "yurun" in the module list.The yuvview module icon is a solid grey circle, positioned to the left of the word "yuvview" in the module list.The yudrive module icon is a solid grey circle, positioned to the left of the word "yudrive" in the module list.The yubi module icon is a solid grey circle, positioned to the left of the word "yubi" in the module list.The yudge module icon is a solid grey circle, positioned to the left of the word "yudge" in the module list.The yutrace module icon is a solid grey circle, positioned to the left of the word "yutrace" in the module list.

yudesk is the module to manage all production operations. It includes:

1

Asset definition and
management

2

Workflow definition
and management

3

Work shifts patterns
management

4

Users management
CFR 21 Part 11

5

PO & Master Data
management

6

External Interfaces

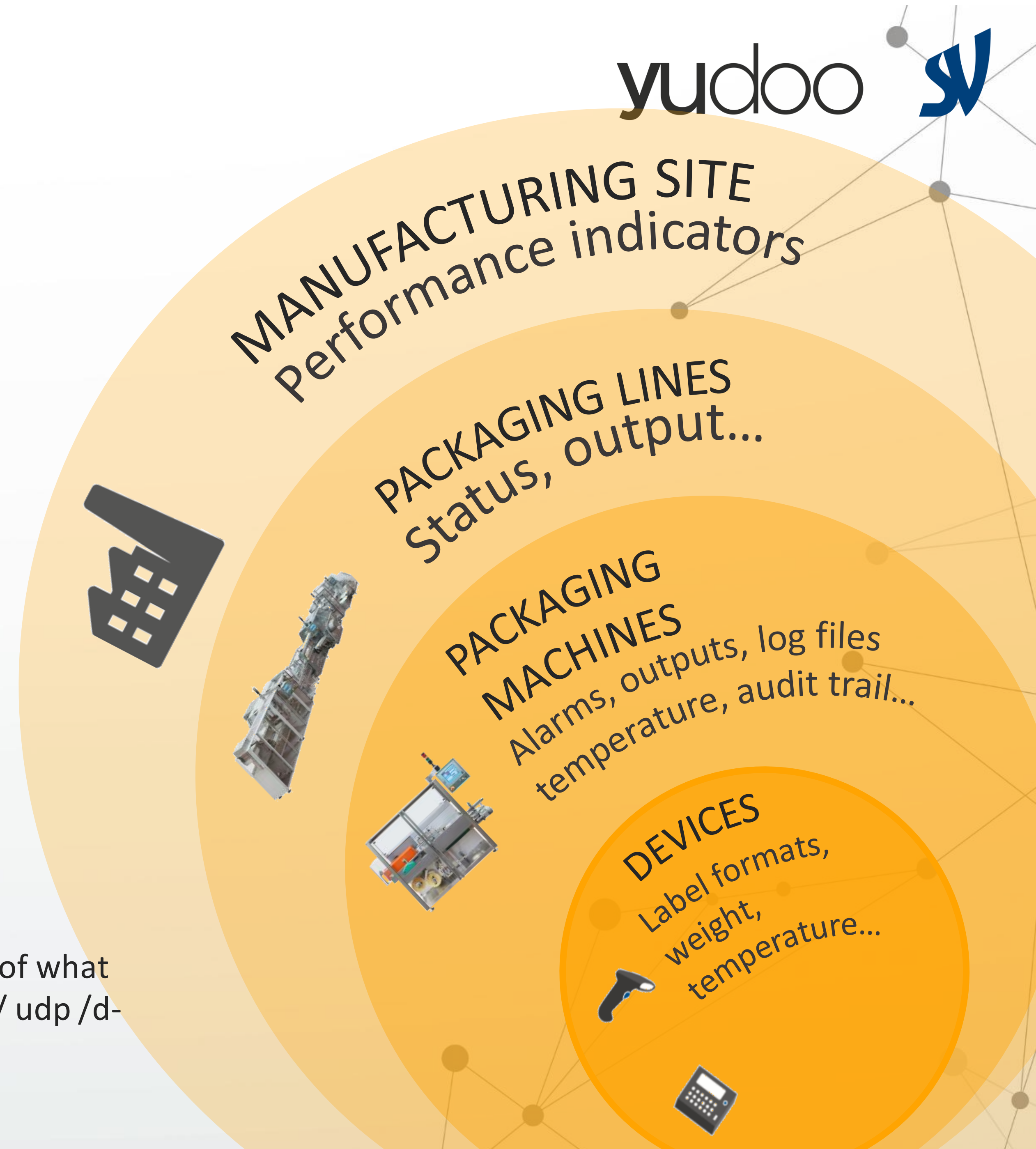
1 What is an asset?

Asset is each entity (device, machine, line, site) or group of entities capable to show data.

yudesk allows to define the Assets existing in a manufacturing site.



Yudoo can communicate with all assets, regardless of what communication protocol is used (e.g. opc-ua / tcp / udp / d-bus)

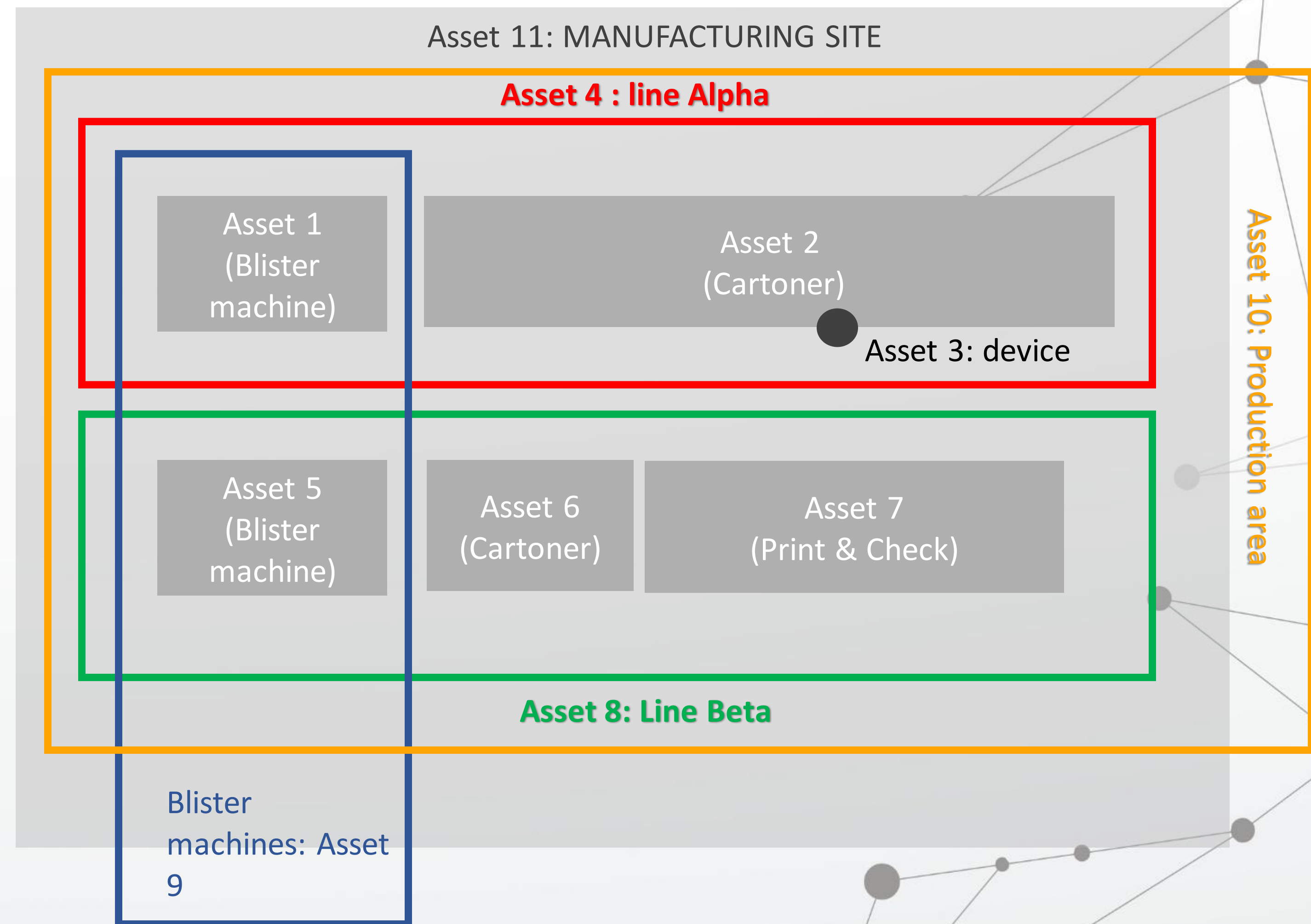


1 Asset definition

yudesk drill-down asset definition consists in:

- Asset attributes definition/update
- Assets relationships definition

This feature easily allows you to have aggregated assets performance indicators.



Example 1: (Asset 10) Lines OEE of all blister lines of the site

Example 2: (Asset 9) aggregated performance of all blister machines

Limitless possibilities

- Some examples:
- 1) Linear Sensors
 - 2) Foot pedal
 - 3) Umidity sensors
 - 4) Level sensors
 - 5) Pressure sensors
 - 6) Encoder



0/24 V
0-1 digital

Sensors Kit available to be installed on the machine to collect alarms signals and digitalize the information.



Possibility of Manual data entry integration (e.g: Alarms) on configured assets to collect missing information or to enrich data.



The yudesk logo is located in the top left corner. It features the word "yudesk" in a sans-serif font, with "yud" in black and "esk" in orange. To the left of the text is a network diagram with grey nodes and lines. A large, semi-circular graphic with a gradient from orange to purple is partially visible on the far left edge of the slide.

yudoo 

yudesk is the module to manage all production operations. It includes:

● yudesk

● yurun

● yuview

● yudrive

● yubi

● yudge

● yutrace

1

Asset definition and
management

2

Workflow definition
and management

3

Work shifts patterns
management

4

Users management
CFR 21 Part 11

5

PO & Master Data
management

6

External Interfaces

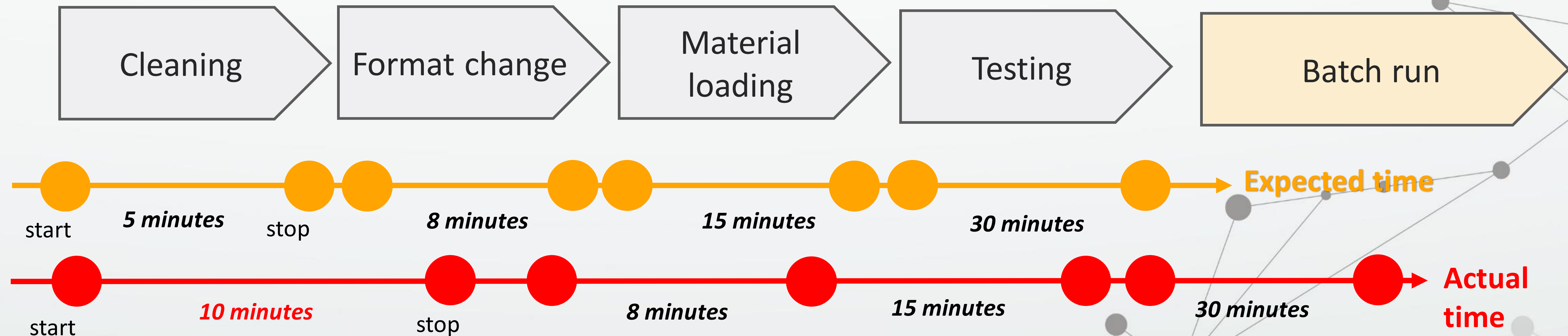
2 The Workflow phases definition

yudoo amplifies the concept of production workflow.

Not only run/stop phases can be considered into the production analysis, but all the operations performed before and after the batch:

Key benefits:

- expected vs real production times
- discover criticalities that may occurs to other departments and could affect production
- take correct actions



The yudesk logo is located in the top left corner. It features the word "yudesk" in a sans-serif font, with "yud" in black and "esk" in orange. To the left of the text is a network diagram with grey dots and lines. A large, semi-circular graphic with a gradient from orange to purple is partially visible on the far left edge of the slide.The yudoo logo is in the top right corner. It consists of the word "yudoo" in a black sans-serif font, followed by a blue stylized logo that resembles a lowercase "v" or a checkmark.The yudesk module icon is a solid orange circle, positioned to the left of the word "yudesk" in the module list.The yurun module icon is a solid grey circle, positioned to the left of the word "yurun" in the module list.The yuvview module icon is a solid grey circle, positioned to the left of the word "yuvview" in the module list.The yudrive module icon is a solid grey circle, positioned to the left of the word "yudrive" in the module list.The yubi module icon is a solid grey circle, positioned to the left of the word "yubi" in the module list.The yudage module icon is a solid grey circle, positioned to the left of the word "yudage" in the module list.The yutracer module icon is a solid grey circle, positioned to the left of the word "yutracer" in the module list.

yudesk is the module to manage all production operations. It includes:

1

Asset definition and
management

2

Workflow definition
and management

3

Work shifts patterns
management

4

Users management
CFR 21 Part 11

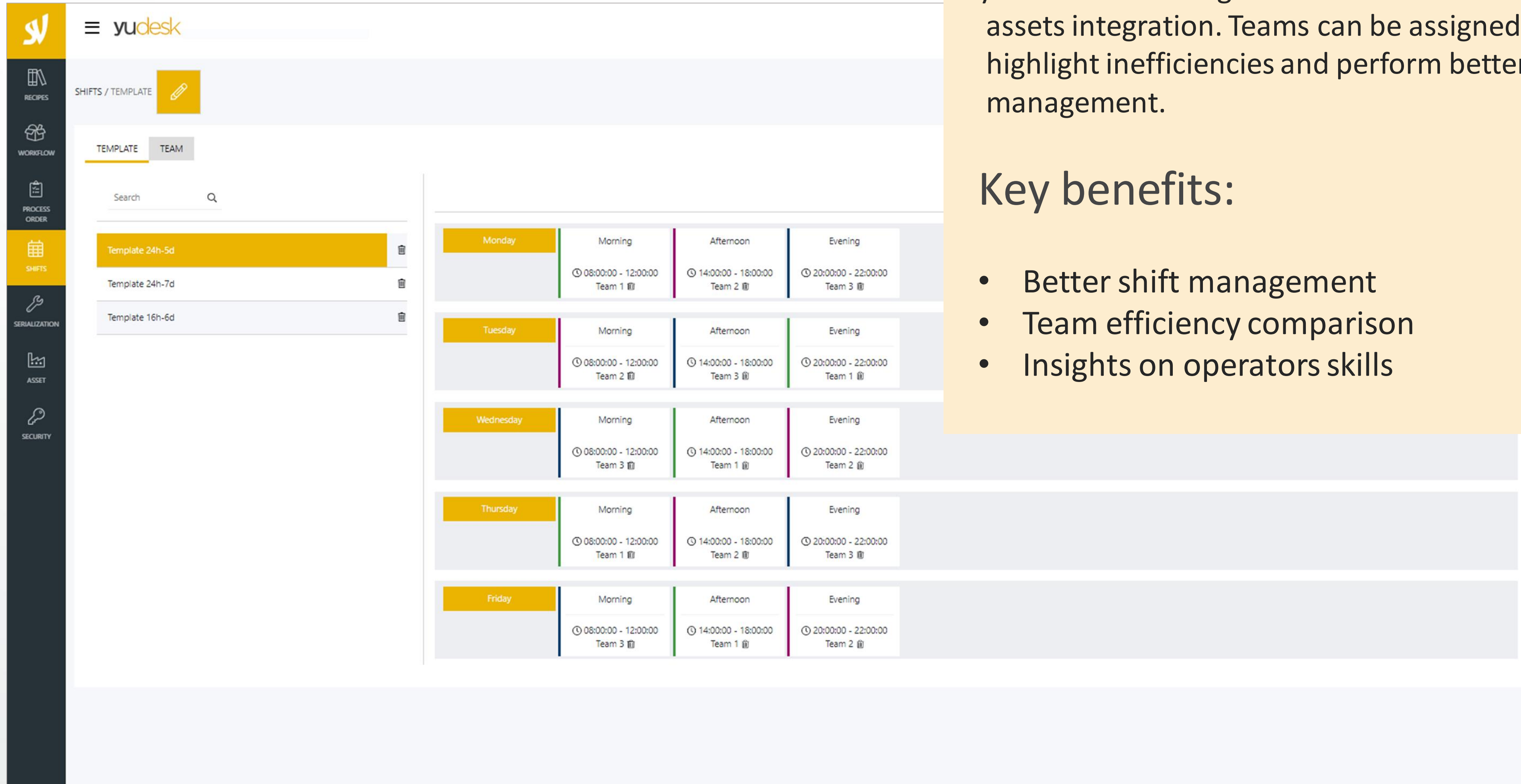
5

PO & Master Data
management

6

External Interfaces

3 Work shift patterns management



SHIFTS / TEMPLATE

TEMPLATE TEAM

Search

Template 24h-5d

Template 24h-7d

Template 16h-6d

Day	Morning	Afternoon	Evening
Monday	08:00:00 - 12:00:00 Team 1	14:00:00 - 18:00:00 Team 2	20:00:00 - 22:00:00 Team 3
Tuesday	08:00:00 - 12:00:00 Team 2	14:00:00 - 18:00:00 Team 3	20:00:00 - 22:00:00 Team 1
Wednesday	08:00:00 - 12:00:00 Team 3	14:00:00 - 18:00:00 Team 1	20:00:00 - 22:00:00 Team 2
Thursday	08:00:00 - 12:00:00 Team 1	14:00:00 - 18:00:00 Team 2	20:00:00 - 22:00:00 Team 3
Friday	08:00:00 - 12:00:00 Team 3	14:00:00 - 18:00:00 Team 1	20:00:00 - 22:00:00 Team 2

yudoo allow management of shifts including teams and assets integration. Teams can be assigned to shifts so to highlight inefficiencies and perform better shift management.

Key benefits:

- Better shift management
- Team efficiency comparison
- Insights on operators skills

The yudesk logo is located in the top left corner. It features the word "yudesk" in a sans-serif font, with "yud" in black and "esk" in orange. To the left of the text is a network diagram with grey dots and lines. A large, semi-circular graphic with a gradient from orange to purple is partially visible on the far left edge of the slide.The yudoo logo is in the top right corner. It consists of the word "yudoo" in a black sans-serif font, followed by a blue stylized logo that resembles a lowercase "v" or a folded ribbon.

yudesk is the module to manage all production operations. It includes:

The yudesk module icon is a solid orange circle, positioned to the left of the word "yudesk" in the list of modules.The yurun module icon is a solid grey circle, positioned to the left of the word "yurun" in the list of modules.The yuvview module icon is a solid grey circle, positioned to the left of the word "yuvview" in the list of modules.The yudrive module icon is a solid grey circle, positioned to the left of the word "yudrive" in the list of modules.The yubi module icon is a solid grey circle, positioned to the left of the word "yubi" in the list of modules.The yudge module icon is a solid grey circle, positioned to the left of the word "yudge" in the list of modules.The yutracer module icon is a solid grey circle, positioned to the left of the word "yutracer" in the list of modules.

1

Asset definition and
management

2

Workflow definition
and management

3

Work shifts patterns
management

4

Users management
CFR 21 Part 11

5

PO & Master Data
management

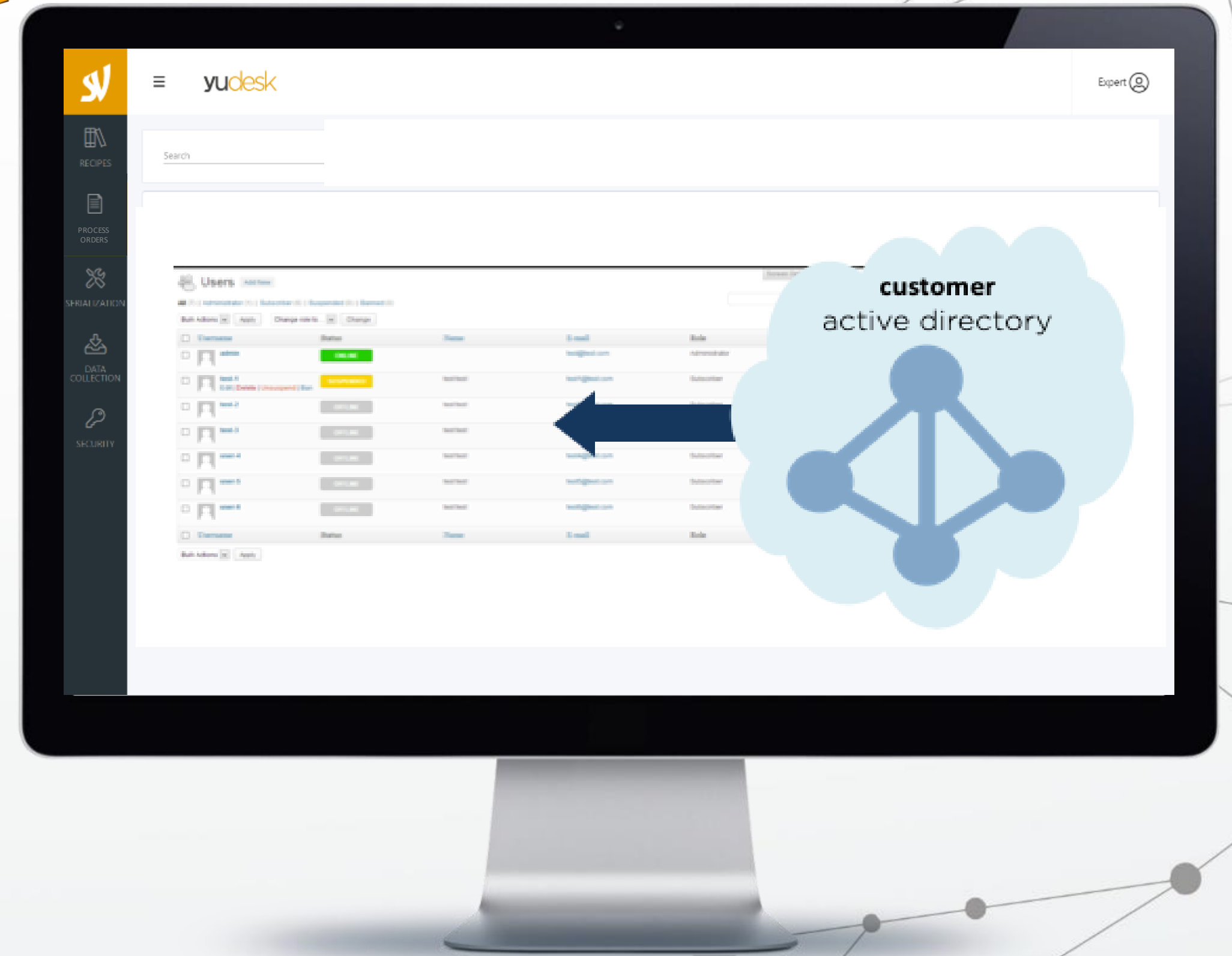
6

External Interfaces

4 User management

Advanced users and roles management for CFR21 part 11 compliance.

The role-based management ensures the right people can access to the right place with the right permission.



The yudesk logo is located in the top left corner. It features the word "yudesk" in a sans-serif font, with "yud" in black and "esk" in orange. To the left of the text is a network diagram with grey nodes and lines. A large, semi-circular graphic with a gradient from orange to purple is partially visible on the far left edge of the slide.The yudoo logo is in the top right corner. It consists of the word "yudoo" in a black sans-serif font, followed by a blue stylized logo element that resembles a lowercase 'v' or a folded ribbon.The yudesk module icon is a solid orange circle, positioned to the left of the word "yudesk" in the module list.The yurun module icon is a solid grey circle, positioned to the left of the word "yurun" in the module list.The yuvview module icon is a solid grey circle, positioned to the left of the word "yuvview" in the module list.The yudrive module icon is a solid grey circle, positioned to the left of the word "yudrive" in the module list.The yubi module icon is a solid grey circle, positioned to the left of the word "yubi" in the module list.The yudage module icon is a solid grey circle, positioned to the left of the word "yudage" in the module list.The yutracer module icon is a solid grey circle, positioned to the left of the word "yutracer" in the module list.

yudesk is the module to manage all production operations. It includes:

1

Asset definition and
management

2

Workflow definition
and management

3

Work shifts patterns
management

4

Users management
CFR 21 Part 11

5

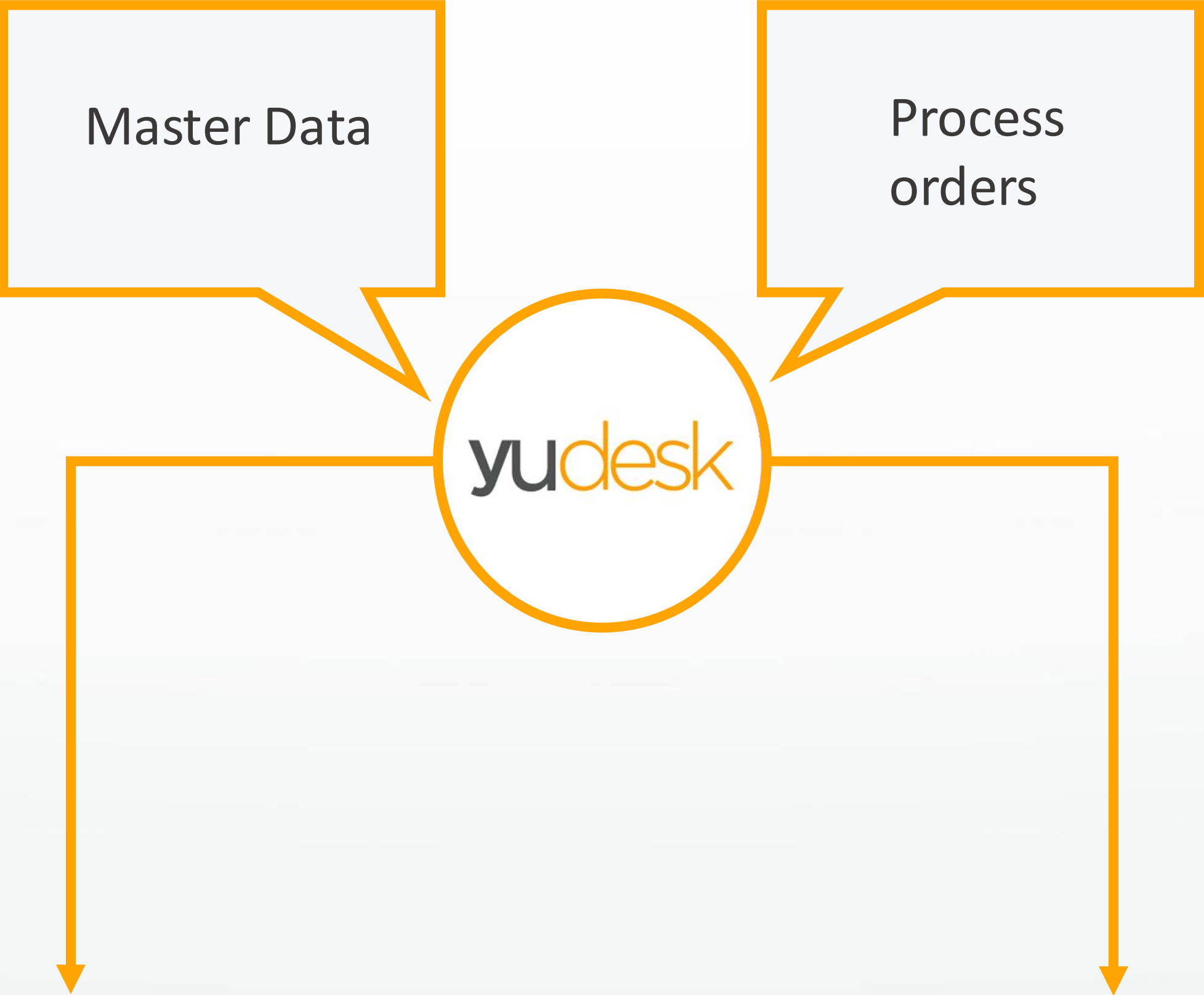
PO & Master Data
management

6

External Interfaces

5 PO & Master Data management

Description
CETIRIZINA - 10 mg
CARBOCISTEINA - 50 mg/ml
AMBROXOLO - 30 mg/ml
PARACETAMOLO - 500 mg
PRAVASTATINA - 20 mg
PRAVASTATINA - 40 mg
ATENOLO - 100 mg



ID	Recipe
20191023T1	9870001 - CETIRIZINA - 10 mg
20191023T2	9870025 - CARBOCISTEINA - 50 mg/ml
20191023T3	9870038 - AMBROXOLO - 30 mg/ml
20191023T4	9870079 - PARACETAMOLO - 500 mg
20191023T5	9870115 - PRAVASTATINA - 20 mg
20191024T6	9870069 - PRAVASTATINA - 40 mg
20191024T7	9870015 - ATENOLO - 100 mg



The yudesk logo is located in the top left corner. It features the word "yudesk" in a sans-serif font, with "yud" in black and "esk" in orange. To the left of the text is a network diagram with grey nodes and lines. A large, semi-circular graphic with a gradient from orange to purple is partially visible on the far left edge of the slide.The yudoo logo is in the top right corner. It consists of the word "yudoo" in a black sans-serif font, followed by a blue stylized logo that resembles a lowercase "v" or a checkmark.The yudesk module icon is a solid orange circle, positioned to the left of the word "yudesk" in a bold, black sans-serif font.The yurun module icon is a solid grey circle, positioned to the left of the word "yurun" in a grey sans-serif font.The yuvview module icon is a solid grey circle, positioned to the left of the word "yuvview" in a grey sans-serif font.The yudrive module icon is a solid grey circle, positioned to the left of the word "yudrive" in a grey sans-serif font.The yubi module icon is a solid grey circle, positioned to the left of the word "yubi" in a grey sans-serif font.The yudage module icon is a solid grey circle, positioned to the left of the word "yudage" in a grey sans-serif font.The yutracer module icon is a solid grey circle, positioned to the left of the word "yutracer" in a grey sans-serif font.

yudesk is the module to manage all production operations. It includes:

1

Asset definition and
management

2

Workflow definition
and management

3

Work shifts patterns
management

4

Users management
CFR 21 Part 11

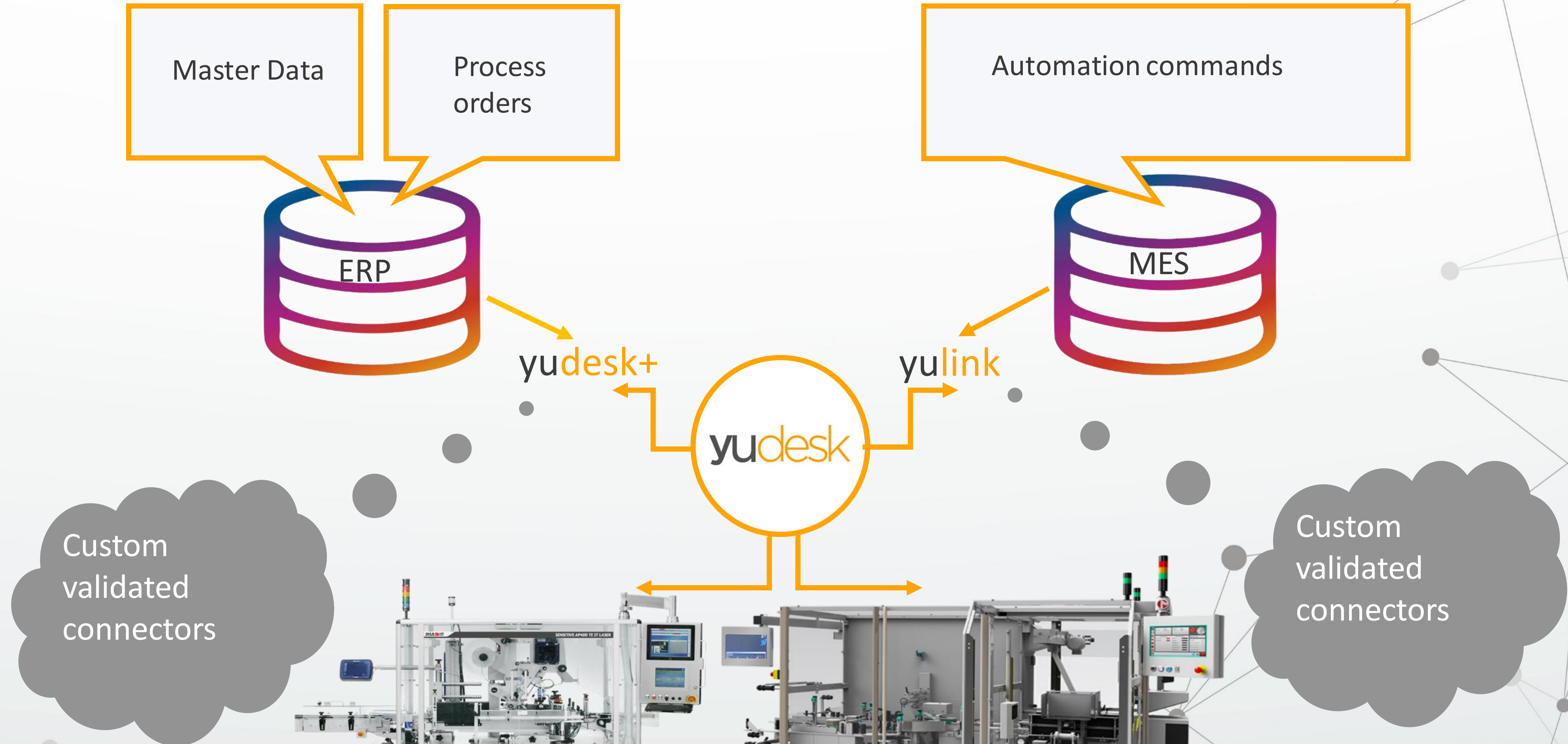
5

PO & Master Data
management

6

External Interfaces

6 External Interfaces





Now that everything is ready for the production, you can start the batch run just in few clicks using yurun module.

- Full centralized batch management to start and stop production orders on lines and systems selecting machines format and printer template
- Complete management of repacking operations
- Start/Stop the workflow phases such as cleaning, format change, etc previously defined in yudesk

yuvview

yudoo 

- yudesk
- yurun
- **yuvview**
- yudrive
- yubi
- yudge
- yutrace

Once the production is started, yuvview is the module that helps you to monitor your lines, with a synoptic real time view.

1

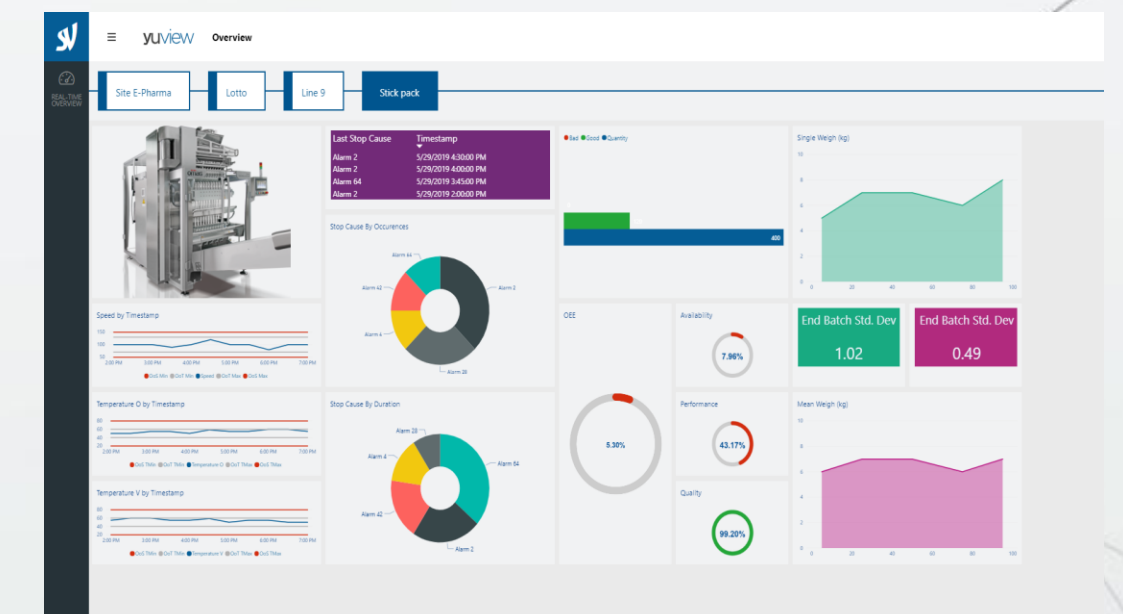
Real time data visualization – KPI (no historical data viusualization – managed by yubi)

2

Customized views on dedicated devices

3

Hierarchically drill down view



yudrive

yudoo 

...and what about the collected data?

yudrive module **stores** all the collected data in the short and long-term.



- yudesk
- yurun
- yuview
- **yudrive**
- yubi
- yudge
- yutrace

Data Historian to access historical production data (alarms, counters, audit trails...)

Base for **yubi** (Business Intelligence module), designed for a fast, secure and reliable storage

Able to manage high-volumes and high-speed data storage

Secure, fast and reliable storage



Image: The data collection yesterday

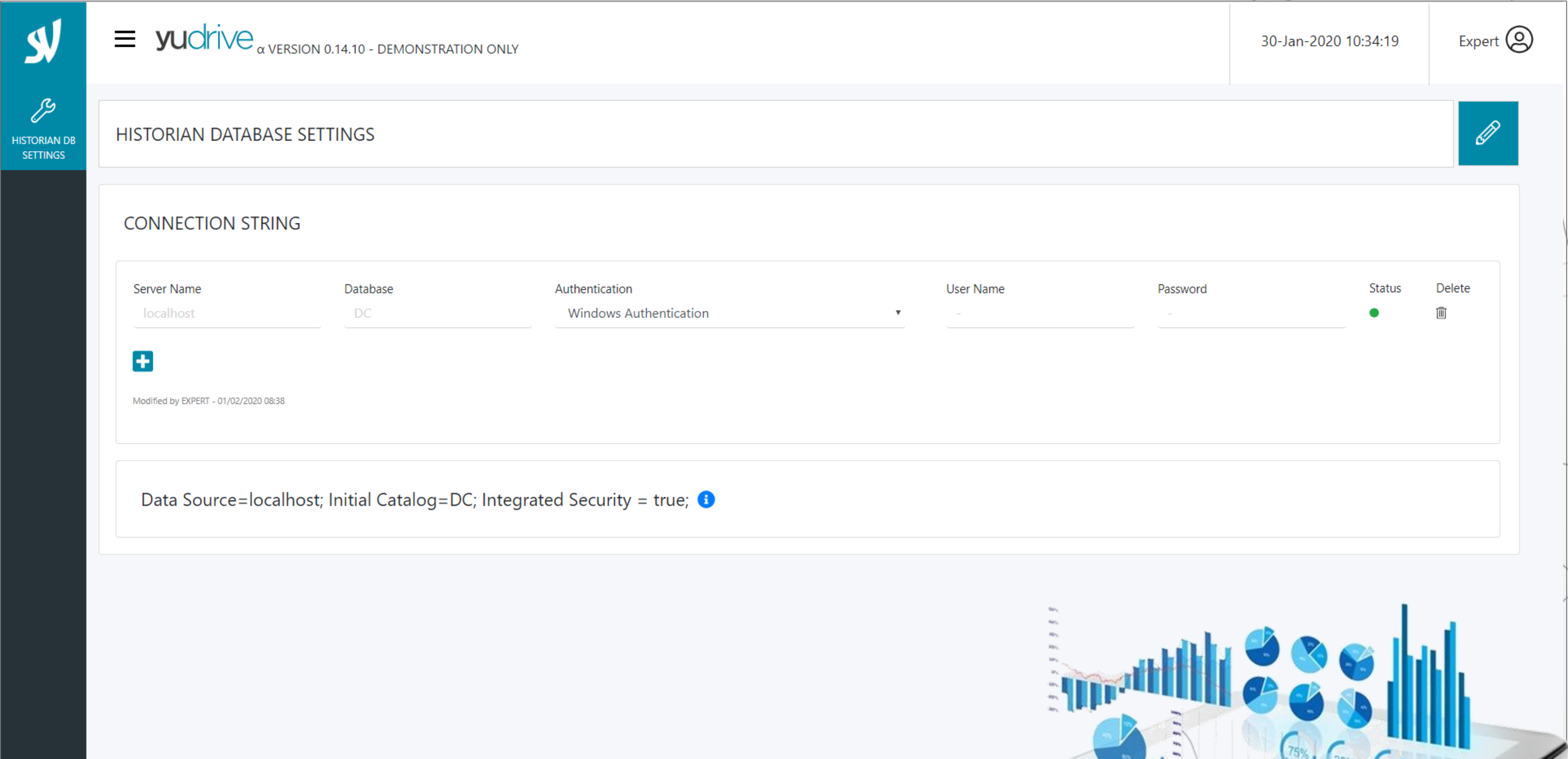


Image: Data storage today with Data Historian yudrive, base for yubi module



yubi

yudoo 



yubi is the Business Intelligence module that allows you to perform:

- Custom and Historical report management
- Multilevel Data Filtering and Analysis (Batch, Shift, Product, Asset...)
- Complex Production KPIs analysis
- Machine Status and Downtimes
- Predictive Maintenance

yudge yutrace




yudge and yutrace are the modules dedicated to serialization.

Take advantage of your serialization data with yudoo. The Suite is natively integrated with serialization architecture to optimize your investments.

yudoo IS
serialization
EVOLUTION,
not revolution.

- 
- yudesk
 - yurun
 - yuview
 - yudrive
 - yubi
 - yudge
 - yutrace



WAREHOUSE

SHOP FLOOR WITH SERIALIZATION / AGGREGATION SYSTEMS

LINES MANAGEMENT

yutrace

yudge / L4 CORPORATE REPOSITORY

REGULATORY AGENCIES

LEVEL 5

LEVEL 4

LEVEL 3
MANUFACTURING PLANT

LEVEL 2
PACKAGING LINES

LEVEL 1
DEVICES

Thank you!



For more info:

<https://bit.ly/2FxMLSK>

For video contents about yudoo:

<https://bit.ly/2RBzQUw>



Connect with us, follow our social channels
to get the latest news and event updates!

All information are for general information purposes only.

They are strictly reserved and confidential. Partial or complete reproduction and/or publication of information contained herein is expressly prohibited without the written permission of SEA Vision.

By receiving this document you agree to comply with the above conditions at any time, without time limit.