

AZO Lifting Column

The New Generation in Packing Drum Handling

Safe technology

**Precise positioning
to the millimetre**

Sturdy structure

**Stainless, hygiene-
compliant design**

**Modular technology
for versatile
flexibility**

Preferred applications

For safely lifting, lowering, rotating, turning and docking heavy loads within buildings from one floor to another or from one level to another. Depending on the application, the Lifting columns are designed as a rigid structure or can be turned about the vertical axis.


Specific advantages

- Electromechanical drive with drive chain
- No hydraulic unit therefore no leak problems
- Motor brake for extremely accurate positioning
- Precise positioning both in upward and downward movement as well as when turning and rotating
- Positioning with freely programmable controller
- Standardised design to allow the use of different extension arms/carrier plates, making it ideal for modular systems

THE INNOVATION



**New
drive chain
technology**



How it works

The AZO Lifting column is anchored as a free-standing unit to the floor or mounted with additional installation fixtures to the ceiling or wall. The lifting function is performed by an electrical drive unit while the chain gear mechanism moves the drive chain. The drive system moves the carriage with the attached load platform vertically up and down. An optional overload safety device shuts down the drive in the case of excessive load. The mechanical brake on the drive unit prevents

the load platform from dropping uncontrollably. Positioning is controlled either by means of limit switches or a position controller which allows individual movements or movement sequences.

AZO®

Flexibly programmable drum handling

Docking, lifting, rotating, mixing, turning



Docking

With freely programmable or manual control, the Lifting column allows extremely precise and adaptive docking with corresponding drums.



Lifting

A freely programmable controller lifts modules or docked drums accurate to the millimetre.



Rotating

With the new Lifting column it is possible to rotate packing drums and empty them after docking with hoppers or processing equipment.



Turning

The Lifting column can be turned manually (up to a load of 400 kg) or by means of an electric drive.


Flexibly programmable drum handling

Great heights, heavy loads




Lifting

The Lifting column accepts drums or corresponding modules at floor level and raises them to the required working position.



Lifting

Positioning accurate to the millimetre enables integration in fully automated processes.



Lifting

Up to 6 different positions can be assumed for the various working steps, e.g. loading at floor level, several working positions, servicing.



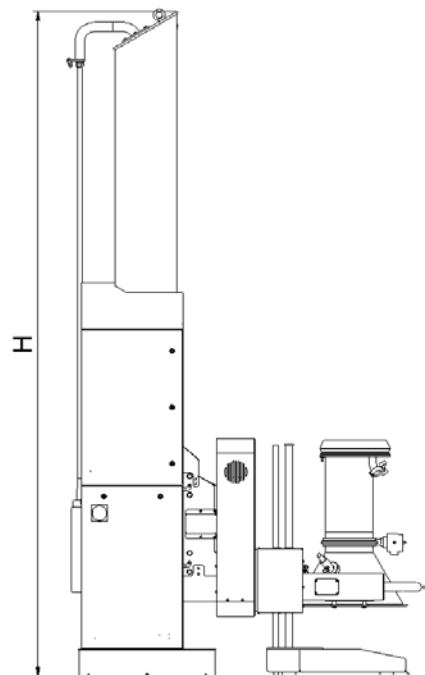
Controlling



Uncomplicated, user-prompted programming from specific process steps to defining automatic movement sequences.

Technical data

AZO Verti Lifting column



Design	Working load *	H (possible height **)	
I	up to 400 kg	Free-standing 2-point anchoring	max. 4000 mm max. 6000 mm
II	400 kg – 1000 kg	2-point anchoring	max. 6000 mm
III	1000 kg – 2200 kg	2-point anchoring	max. 7000 mm

* The working load, centre of gravity and height must be taken into account when determining the installation layout of the Lifting column.

** Other heights available on request

Design

The Lifting column consists of:

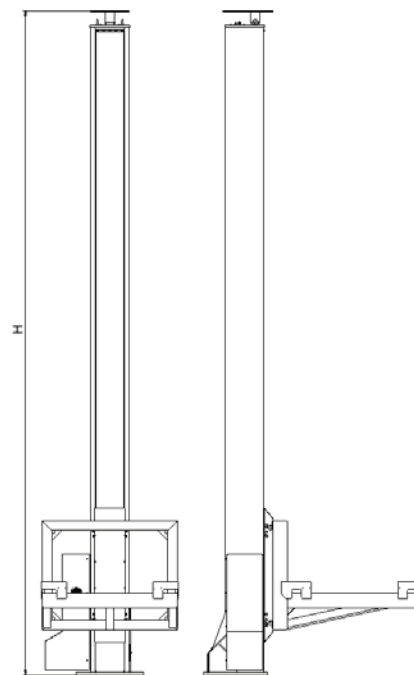
- Drive unit with protection housing
- Junction box
- Cover
- Flange for mounting to ceiling
- Limit switch with
- Retaining fixture
- Chain guide
- Carriage
- Load platform
- Drive chain
- Chain gear mechanism

Optionally available:

- Positioning by cam limit switch with four selectable shutdown points.

- Version with continuous position measurement and freely programmable controller.
- Redundant anti-drop device, necessary if persons walk under suspended loads.
- Overload safeguard, necessary if the maximum load is not clearly defined.
- Operating status indicator
- Service agreement: annual inspection in accordance with BGG 945 carried out by an expert technician by agreement with operating company.
- Free-standing structure possible, depending on load case.

AZO Multi Lifting column



Design*	Working load **	H (possible height ***)	
I	up to 400 kg	Free-standing 2-point anchoring	max. 4000 mm max. 6000 mm
II	400 kg – 1000 kg	2-point anchoring	max. 6000 mm
III	1000 kg – 2200 kg	2-point anchoring	max. 7000 mm

* The column is turned by means of an electrical drive unit. Optionally, Design I columns can be turned manually by the operator.

** The working load, centre of gravity and height must be taken into account when determining the installation layout of the Lifting column.

*** Other heights available on request

Design

The Lifting column consists of:

- Drive unit with protection housing
- Junction box
- Cover
- Flange for mounting to ceiling
- Limit switch with
- Retaining fixture
- Chain guide
- Carriage
- Load platform
- Drive chain
- Chain gear mechanism
- Base with
- Turning function

Optionally available:

- Positioning by cam limit switch with four selectable shutdown points.

- Version with continuous position measurement and freely programmable controller.
- Redundant anti-drop device, necessary if persons walk under suspended loads.
- Overload safeguard, necessary if the load is more than 1000 g or the maximum load is not clearly defined.
- Operating status indicator
- Service agreement: annual inspection in accordance with BGG 945 carried out by an expert technician by agreement with operating company.
- Free-standing structure possible, depending on load case.

The design is subject to change due to our continuous improvement program.