

Application

Coperion K-Tron Gravimetric Batch Blenders are available in various sizes from 0.5 kg to 12 kg total batch size and include up to 4 main feed elements depending on the unit. Each one of the materials is dispensed sequentially into a common weighing hopper in the desired proportions. The weighed materials are then released into a separate mixing chamber, which provides a consistent homogeneous blend. It includes an advanced metering and weighing system that accurately controls every ingredient of every batch to the desired amounts and is not averaged over multiple batches. The standard blenders are intended for use over an extruder inlet, where the extruder acts as the flow control. They are configured for drawer magnet mount. Modifications to the standard are available.

Design

The Coperion K-Tron range of blenders are compact with a robust design. They are designed and constructed of heavy gauge steel (11 gauge steel) to withstand the most rigorous of operating conditions. The load cell is overload protected and guarded from physical damage. Each blender is constructed with high load bearing continuous welding and is protected against vibration and shocks.

All blenders include self-optimizing software to give you the most efficient output on every recipe. Continuous mixing of the bulk materials means that mixing times do not need to be adjusted and the consistency of every mix is guaranteed.



Models shown GB-650-4 and GB-1500-4

Technical Data

Standard Features

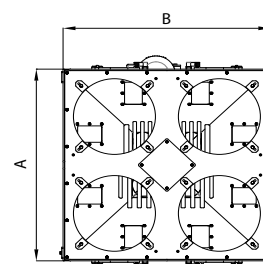
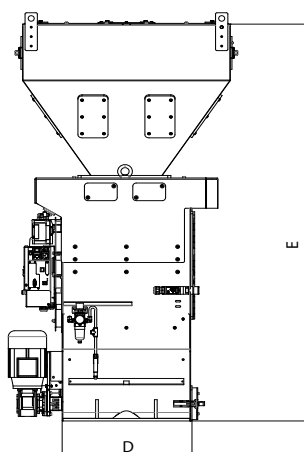
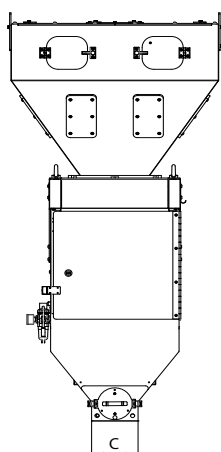
- Ingredient accuracy of $\pm 0.02\%$ per batch at highest accuracy setting
- Robust design (11 gauge steel)
- Color touch screen
- 3 level password security
- Ethernet port with remote service capability
- 2 USB ports
- Integrated loading platform for mounting material loaders/vacuum receivers
- Integrated slide valves on each material hopper

Options

Mechanical

- Complete automatic cleaning of the entire blender
- Built-in extrusion control
- Receivers/loaders
- Powder feeders
- Simple quick drain models
- Side feeders - up to (4) available depending on model
- Centralized offline blending
- Additive feeder - feeding range of 0.1% - 4% of batch weight
- Specialized regrind processing solution to handle up to 100% regrind
- Neck for machine mount (mounts directly to extruder throat)
- Neck with flow control valve (mounts directly to stand or mezzanine)
- Offline blender stand
- Vacuum probe hopper for use with blender stand
- Blender hopper lid covers. Used to cover openings when no receiver is mounted on top of blender hopper.

Dimensions mm [in]



*Note: Graphic of blender is for representation only.
Configurations vary depending on blender model.*

Model	Main Feeder/ Side Feeder	Batch Size kg [lb]	A	B	C	D	E
GBB-50-4	4/0	0.5 [1.1]	671 [26.41]	671 [26.41]	203 [8.00]	217 [8.53]	889 [35.00]
GBB-150-4	4/0	1.0 [2.2]	671 [26.41]	671 [26.41]	203 [8.00]	217 [8.53]	889 [35.00]
GBB-350-4	4 / up to 2	2 [4.4]	750 [29.53]	750 [29.53]	120 [4.72]	335 [13.19]	1096 [43.16]
GBB-650-4	4 / up to 2	4 [8.8]	750 [29.53]	750 [29.53]	120 [4.72]	335 [13.19]	1161 [45.71]
GBB-1000-4	4 / up to 4	7.5 [16.5]	760 [29.92]	760 [29.92]	170 [6.69]	470 [18.50]	1526 [60.08]
GBB-1500-4	4 / up to 4	12 [26]	760 [29.92]	760 [29.92]	170 [6.69]	470 [18.50]	1573 [61.93]

Caution: Measurements are for general reference only. Please consult dimensional drawing for exact measurements.