

ATLANTIS

WASHING STATION



ATLANTIS WASHING STATION

ATLANTIS is a washing station designed to wash and dry, in a completely automatic mode, containers (IBCs) and other components used within the pharmaceutical industry.

With ATLANTIS you can record/print several parameters and store various washing cycles (recipes). Three different sizes are available, with door height of 2,000, 2,500 and 2,800 mm.

The basic configuration of ATLANTIS has a stainless steel cabin with square section and includes a single door with manual opening and inflatable seal. The machine is designed for "through-the-wall" installation: as an option the machine can also be supplied with a second door for "pass through" installation to separate non-clean areas from clean areas.

The ATLANTIS can be installed either flush to the floor or raised above the floor on feet.



Flush to the floor
installation



Cabin Ceiling




Bin Platform

ATLANTIS WASHING STATION



AN EXTREMELY EFFICIENT WASHING ACTION IS ENSURED BY VERTICAL RAMPS OF NOZZLES FOR THE EXTERNAL PART OF THE IBC, WHILE THE INTERNAL PART IS CAREFULLY WASHED BY A SPRAY NOZZLE WITH AN ELECTRIC MOTORIZED ROTATING SPRAY HEAD THAT CAN BE POSITIONED AT DIFFERENT HEIGHTS. TWO FULL-CONE NOZZLES ARE DEDICATED TO WASHING THE LOWER VALVE.



Electric motorized rotating spray head for internal bin washing



Washing fluids are handled through a sanitary washing pump with a maximum flow rate of 50 l/min at 10 bar pressure.


An Air Handling Unit is included in the basic configuration for the treatment of drying air. The unit is designed to be installed in a technical area for maximum installation flexibility.

INCREASED THROUGHPUT WITH HIGH EFFICIENCY VERSION

As an option the ATLANTIS can be supplied in the high efficiency configuration, increasing machine throughput up to 3 IBCs/hour.

This version includes the rotation of the lower platform, an electric motorized rotating spray head for internal bin washing, the Air-Jet-Stream system for drying the external part of the BIN and a telescopic tube for internal drying.

Atlantis with bin rotating platform



Electric motorized spray head pipe for washing the internal part of the bin



Electric motorized pipe for internal bin drying



Air-Jet-Stream mechanical action enhances the elimination of water drops

ADDITIONAL MAIN OPTIONS

- Detergent group with automatic dose regulation.
- Automatic door opening.
- Sight glass on the door.
- Steam heat exchanger for water and/or air heating.
- Absolute filter.
- Automatic system to open bin valves.
- Electric telescopic tube for internal bin drying.

ADDITIONAL PUMP AND RECIRCULATION OF WASHING FLUIDS

For certain applications, a second pump can be supplied in addition to the one included in the basic machine, allowing the washing cabin to work at the increased pressure of 20 bar or increasing the water flow rate.

This option is usually selected together with the recirculation of washing fluids, allowing less water consumption and subsequent disposal also when using long-acting detergents.

RACKS FOR DRUMS/ PALLETS AND COMPONENTS

With suitable racks, the ATLANTIS can also be used for washing pallets, drums, components and machine parts.

A telescopic utility plate positioned on top of the cabin is connected to the upper part of the rack to convey water and compressed air to the strategically positioned nozzles.

ATLANTIS WASHING STATION



Automatic opening of the upper bin valve



Automatic opening of the lower bin valve

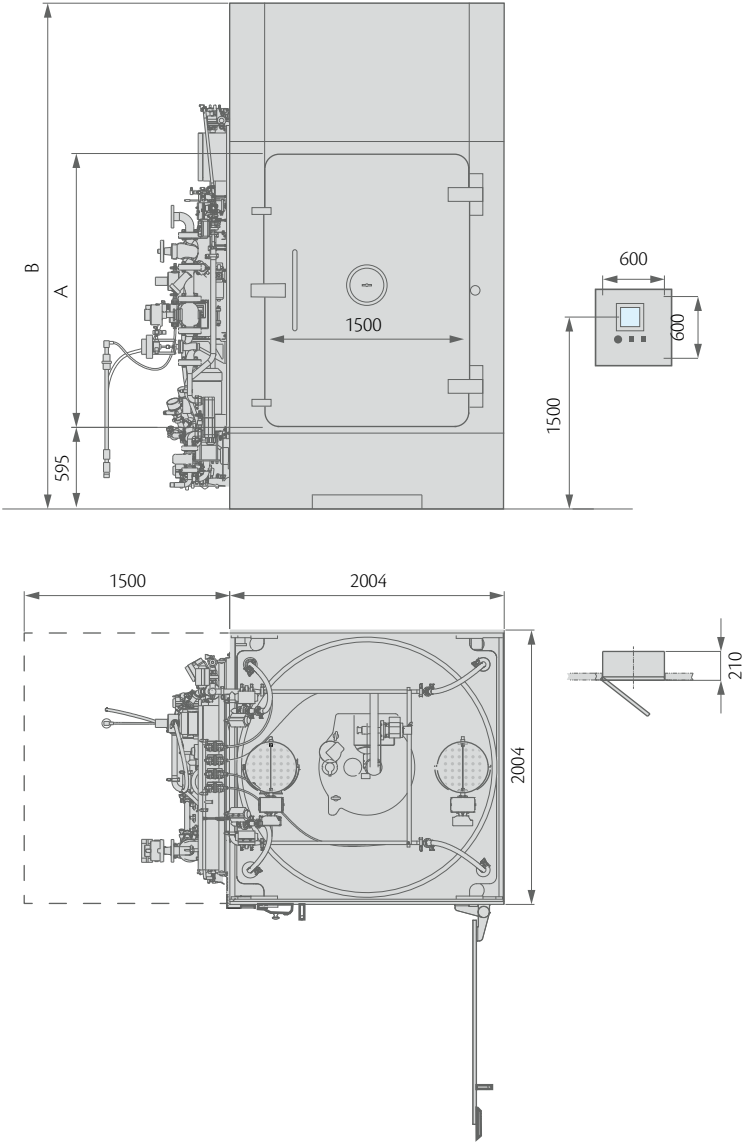
AUTOMATIC BIN LOADING/UNLOADING

The ATLANTIS can be designed with automatic IBC loading and unloading systems. In this case the machine is fitted with an automatic sliding door and a chain conveyor installed in front of the cabin to convey the IBCs directly in to and out of the station.



Automatic bin loading and unloading

TECHNICAL DATA



VERSION	SINGLE PUMP	DOUBLE PUMP
Water flow (l/min)	50	50 (pump in series) or 100 (pump in parallel)
Inlet pressure (bar)	1÷3	
Working pressure (bar)	10	20 (pump in series) or 10 (pump in parallel)
Maximum temperature (°C)	85	
Machine weight (kg)	2,500	

A (mm)	2,000	2,500	2,800
B (mm)	3,465	3,965	4,265

ima.it



IMA S.p.A. - **ACTIVE** division
marketing.active.it@ima.it • ima.it/pharma/brands/ima-active
FOLLOW IMA 