

4200 SERIES

Condensate Units - Cast Iron Tank



Technical Specifications

Sterlco® 4200 Series Condensate Units set new standards of performance. Reliable and efficient, each unit features heavy-duty cast iron receivers for long operating life.

In addition, 3450 RPM motors assure maximum efficiency while maintaining minimum motor horsepower. Available in a wide range of sizes, these U.S. made units have just the right accessories and options to meet your unique needs.

Features

Standard Features

- Heavy-duty cast iron receivers
- Simplex or duplex construction
- Bronze fitted centrifugal pumps
- Energy efficient 3450 RPM motors
- Automatic venting
- "Sterl-Seal" ceramic pump seal (250°F)
- Heavy-duty float switch
- Wide range of options and accessories

Optional Features

- Mechanical and electrical alternators for duplex units
- Gauge glass
- Thermometer
- Isolation valves
- Special motor construction, such as totally enclosed, washdown duty and explosion-proof is available
- 1750 RPM motors, larger pumping capacities and higher discharge pressures - consult factory
- 75 + 120 gallon tanks are available
- Elevated tanks are available
- Complete NEMA 12 Control Panel

Product Features



Motors:

Heavy-duty, ballbearing, close-coupled pump motors with stainless steel shaft. 3450 RPM for greater efficiency and more economical operation.

Float Switch:

Two-pole, drip proof case, stainless steel float and float rod, double-break silver-to-silver contacts. Float

travel adjustment is easy, visible and accessible.

Automatic Venting:

Provides for efficient operation and long life by venting air and flushing seal area.

Large Tanks:

Plenty of capacity for maximum rating of pump. Return inlet is low. Occupies a minimum of floor space.

Centrifugal Pump:

Offers a wide range of pressures and GPM. Unique design features provide for ease of servicing.

Impeller:

Made of brass for long life. Efficient design provides maximum capacity, minimum motor load.

"Sterl-Seal" Pump seal (A):

Features the ultimate in ceramic technology for exceptionally long life. Because the seal runs on the bronze impeller hub, the motor shaft is literally outside the pump. Consequently, the shaft is not exposed to corrosion by condensate. Rated for temperatures up to 250°F.

Isolation Valve (B):

Optional on 4200 Series Condensate Units. Allows removal of pump without draining the tank.



A



B

Control Panel



Inside view of control panel

Complete NEMA 12 Control Panel (Optional)

- Motor Circuit Protector
- HOA Selector Switch
- External Reset
- Control Circuit Transformer
- Pilot Light (pump running)
- Removable Mounting Plate and Terminal Strip in a Single NEMA 12 Enclosure
- Mounted and Wired with Single Point Power Connection.

Specifications

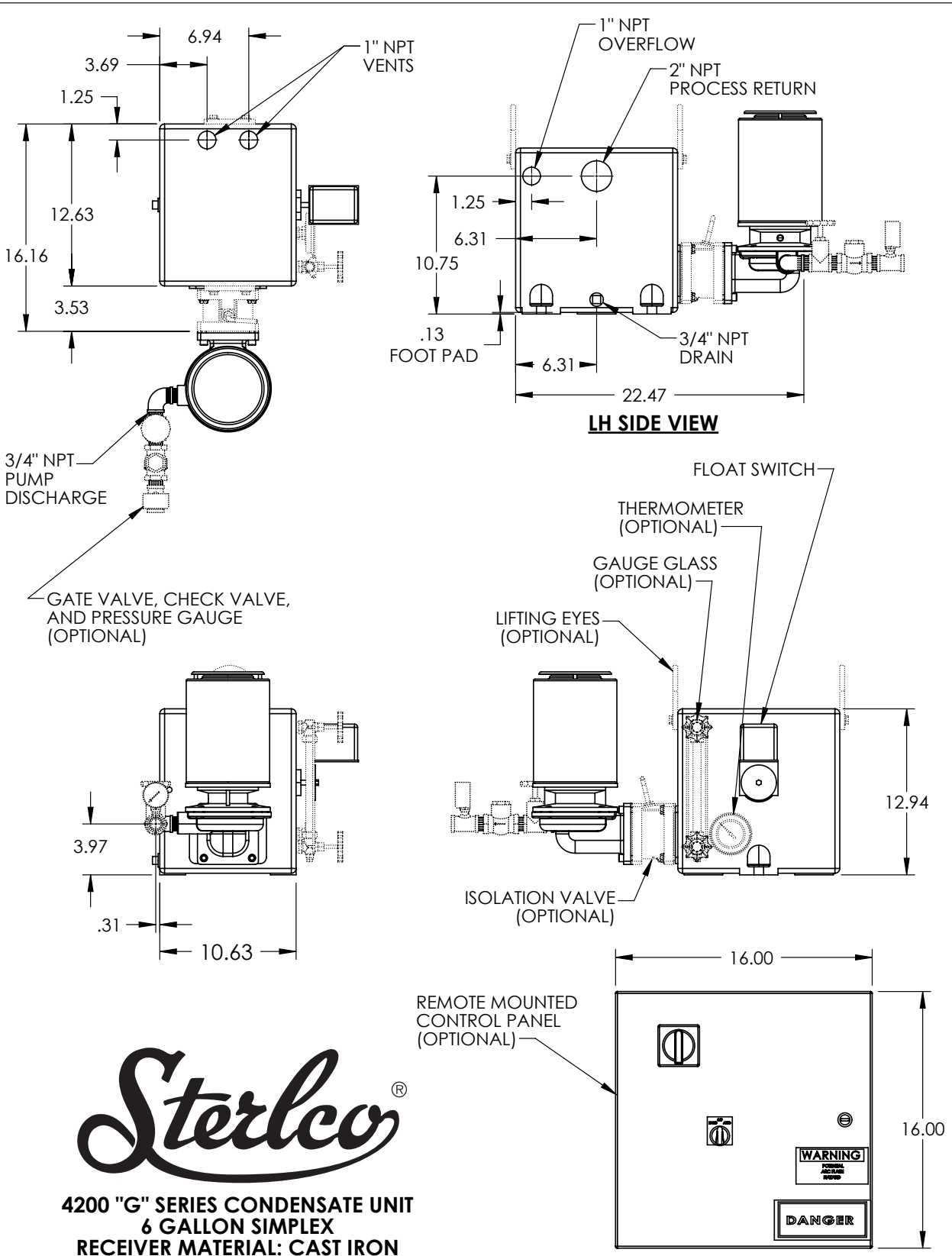
4200 Series Engineering and Capacity Data

Capacity Sq. Ft. EDR	Discharge Pressure PSI	Pump Capacity, GPM	Motor HP	Rec. Capacity, Gallons	Unit Model Number		Shipping Weight, lbs.	
					Simplex	Duplex	Simplex	Duplex
2,000 4,000 6,000 8,000	20	3 6 9 12	1/3 1/3 1/3 1/3	6 6 15 15	4222-G 4224-G 4226-G 4228-G	- - 4226-GD 4228-GD	150 150 260 260	- - 295 295
10,000 15,000 20,000		15 22.5 30	1/2 1/2 3/4	15 24 36	42210-G 42215-G 42220-G	42210-GD 42215-GD 42220-GD	260 300 410	295 335 445
25,000 30,000		37.5 45	3/4 1	36 36	42225-J 42230-J	42225-JD 42230-JD	350 355	420 430
40,000		60	1-1/2	50	42240-J	42240-JD	420	500
50,000	20	75	2	50	42250-J	42250-JD	425	510
2,000 4,000 6,000 8,000 10,000	30	3 6 9 12 15	1/2 1/2 1/2 1/2 3/4	6 6 15 15 15	4232-J 4234-J 4236-J 4238-J 42310-J	- - 4236-JD 4238-JD 42310-JD	165 165 295 295 300	- - 360 360 365
15,000 20,000		22.5 30	1 1	24 36	42315-J 42320-J	42315-JD 42320-JD	305 355	380 430
25,000 30,000		37.5 45	1 1-1/2	36 36	42325-J 42330-J	42325-JD 42330-JD	355 360	430 440
40,000		60	2	50	42340-J	42340-JD	425	510
50,000		75	3	50	42350-J	42350-JD	435	525
2,000 4,000 6,000 8,000 10,000	40	3 6 9 12 15	1 1 1 1 1	6 6 15 15 15	4242-J 4244-J 4246-J 4248-J 42410-J	- - 4246-JD 4248-JD 42410-JD	170 170 295 295 295	- - 360 360 360
15,000 20,000		22.5 30	1-1/2 1-1/2	24 36	42415-J 42420-J	42415-JD 42420-JD	310 360	390 440
25,000 30,000		37.5 45	1-1/2 2	36 36	42425-J 42430-J	42425-JD 42430-JD	360 365	440 450
40,000		60	2	50	42440-J	42440-JD	425	510
50,000		75	3	50	42450-J	42450-JD	435	525
2,000 4,000 6,000 8,000 10,000	50	3 6 9 12 15	2 2 2 2 2	6 6 15 15 15	4252-J 4254-J 4256-J 4258-J 42510-J	- - 4256-JD 4258-JD 42510-JD	175 175 315 315 315	- - 395 395 395
15,000 20,000		22.5 30	2 3	24 36	42515-J 42520-J	42515-JD 42520-JD	330 370	415 460
25,000 30,000		37.5 45	3 3	36 36	42525-J 42530-J	42525-JD 42530-JD	370 370	460 460
40,000		60	5	50	42540-J	42540-JD	445	535
50,000		75	5	50	42550-J	42550-JD	445	535

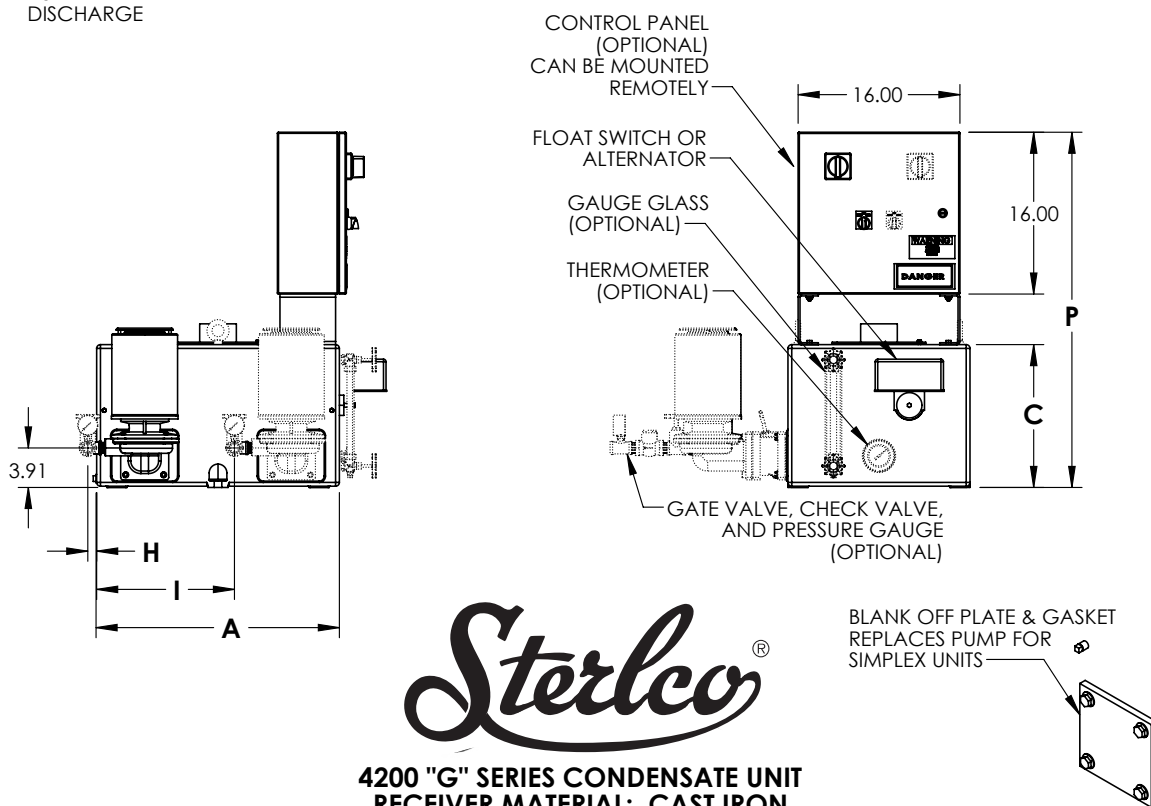
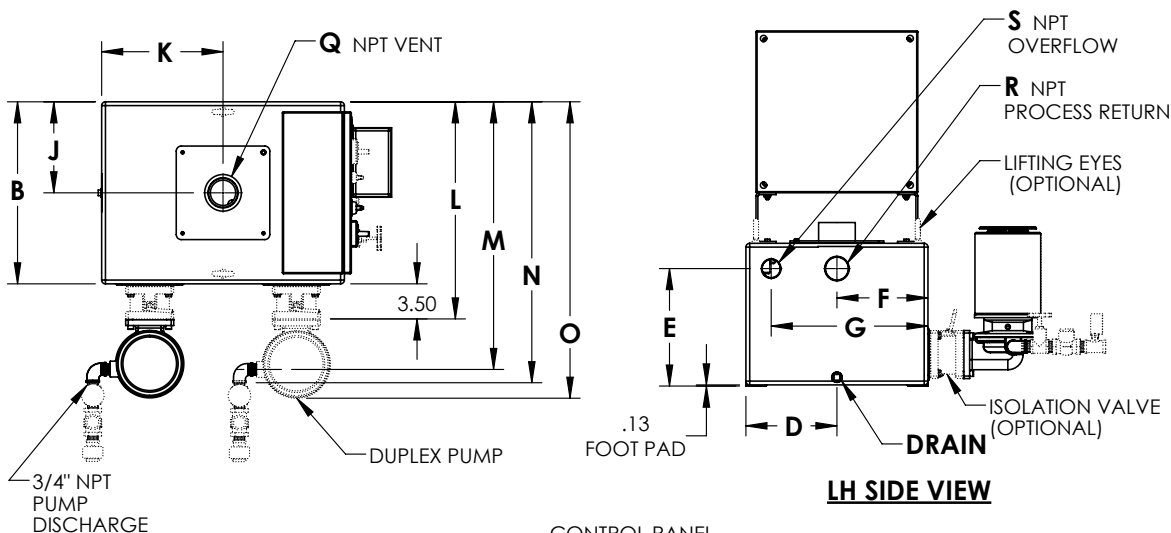
Sample Specification

Furnish and install, where indicated on plans, a Sterling 4200 Series (simplex or duplex) condensate units, having a capacity of _____sq. ft. E.D.R. _____GPM against a discharge pressure of _____PSI. The receiver shall have a capacity of _____gallons and be of heavy-duty cast iron construction. Pump(s) shall be of the centrifugal type with two-piece enclosed brass impeller, cast iron housing, high temperature (250°F.) mechanical seal and stainless steel motor shaft. The float switch shall be two-pole with plastic case, stainless steel float and shaft, and double-break silver contacts. An optional inlet "Y" or basket strainer is recommended for installation on the tank return inlet for pump protection. The motor(s) shall be vertical, 3450 RPM, _____phase, _____volt, 60 cycle, _____H.P. The complete unit is to be factory assembled and tested prior to shipment.

Product Diagrams

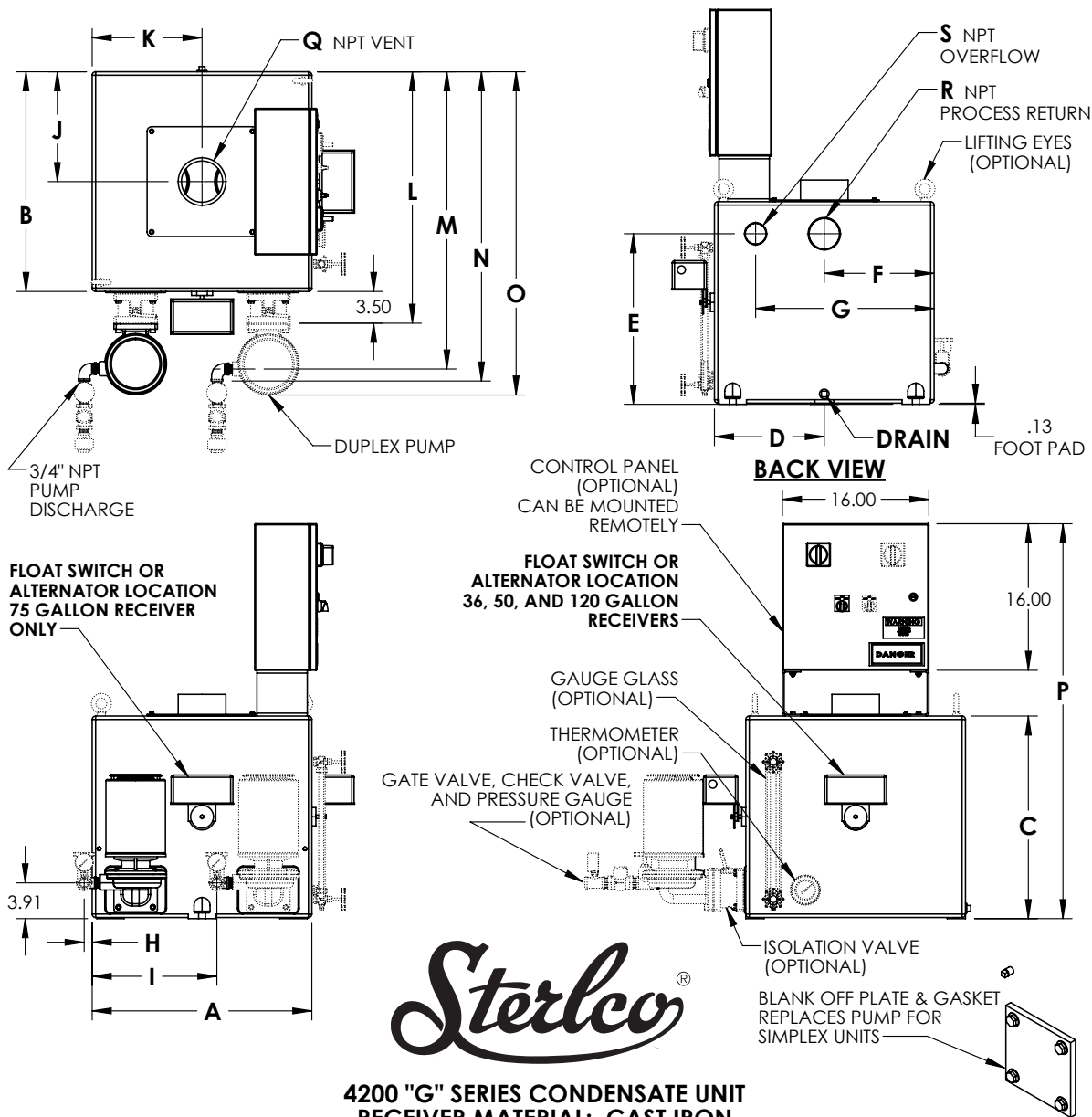


4200SER.G.CDSN.6



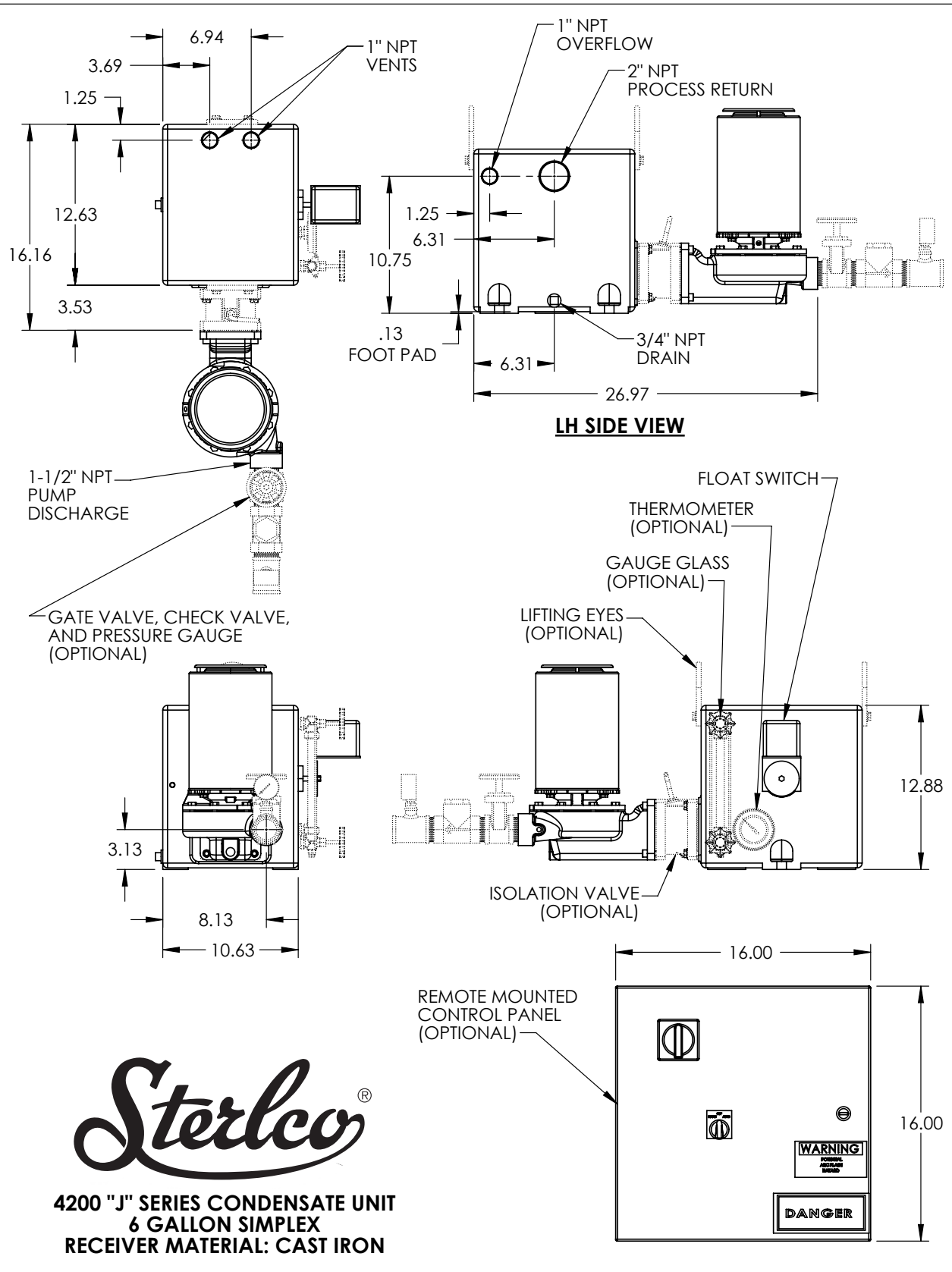
Sterlco®
4200 "G" SERIES CONDENSATE UNIT
RECEIVER MATERIAL: CAST IRON

RECEIVER SIZE	A	B	C	D	E	F	G	H	I	J
15 GAL	18.00	14.50	14.13	7.25	11.63	7.25	11.81	1.88	8.63	7.25
24 GAL	24.00	18.00	14.13	9.00	11.63	9.00	15.50	0.88	13.63	9.00
	K	L	M	N	O	P	Q VENT	R RETURN	S OVERFLOW	DRAIN
15 GAL	9.00	18.00	22.97	24.28	25.81	35.13	2-1/2"NPT	2" NPT	1-1/2"NPT	3/4"NPT
24 GAL	12.00	21.50	26.47	27.78	29.31	35.13	2-1/2"NPT	2" NPT	1-1/2"NPT	3/4"NPT

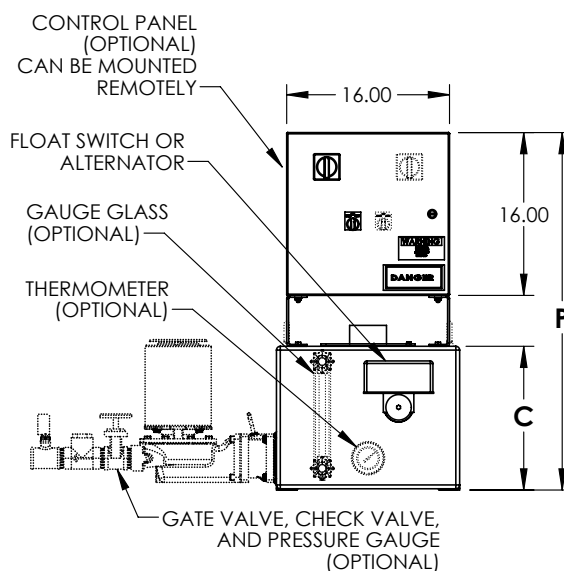
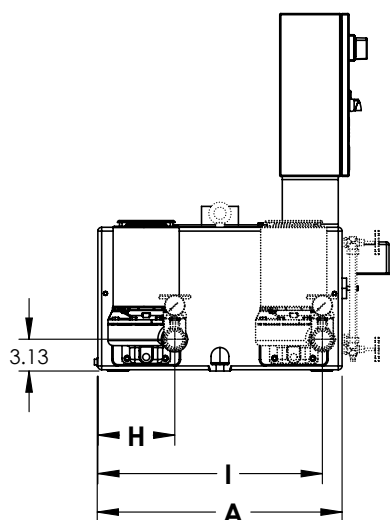
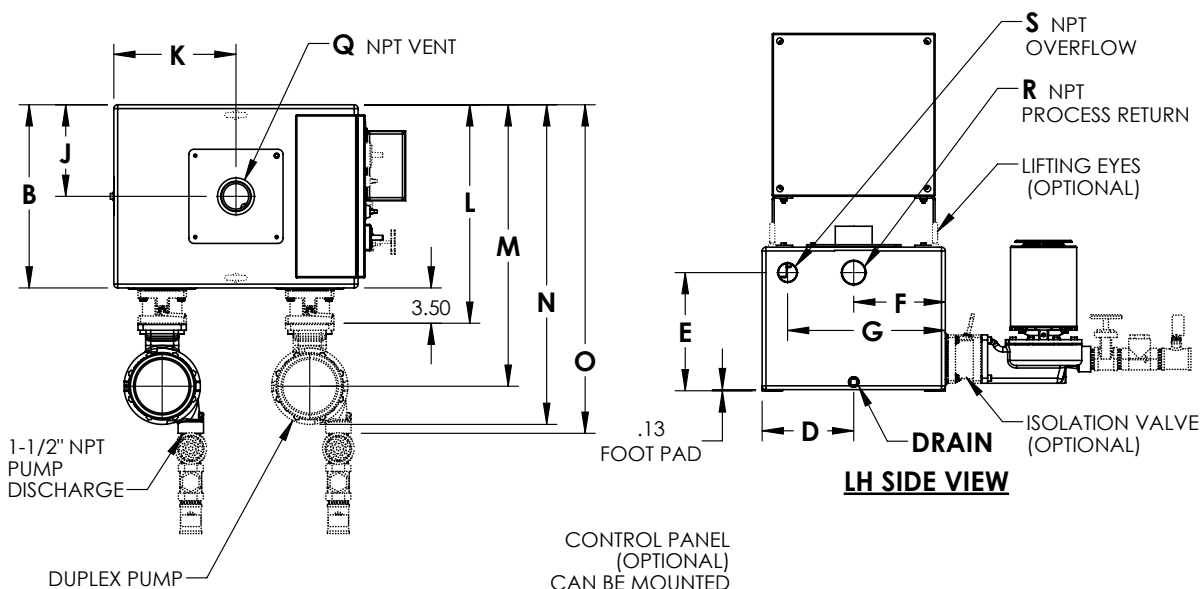


RECEIVER SIZE	A	B	C	D	E	F	G	H	I	J
36 GAL	24.00	24.00	16.13	12.00	12.63	12.00	19.50	0.88	13.63	12.00
50 GAL	24.00	24.00	22.13	12.00	18.63	12.00	19.50	0.88	13.63	12.00
75 GAL	30.00	30.00	21.19	15.00	16.19	15.00	26.00	1.63	20.38	15.00
120 GAL	36.00	36.00	22.19	18.00	18.69	18.00	30.00	0.63	25.38	18.00
	K	L	M	N	O	P	Q VENT	R RETURN	S OVERFLOW	DRAIN
36 GAL	12.00	27.50	32.47	33.78	35.31	37.13	3" NPT	3" NPT	2" NPT	3/4" NPT
50 GAL	12.00	27.50	32.47	33.78	35.31	43.13	4" NPT	3" NPT	2" NPT	3/4" NPT
75 GAL	15.00	33.50	38.47	39.78	41.31	42.19	4" NPT	3" NPT	1" NPT	3/4" NPT
120 GAL	18.00	39.50	44.47	45.78	47.31	43.19	4" NPT	4" NPT	2" NPT	3/4" NPT

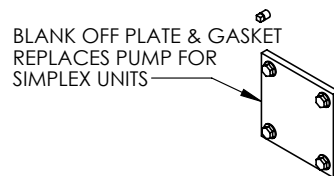
4200SER.G.CDSN.36-120



4200SER.J.CDSN.6



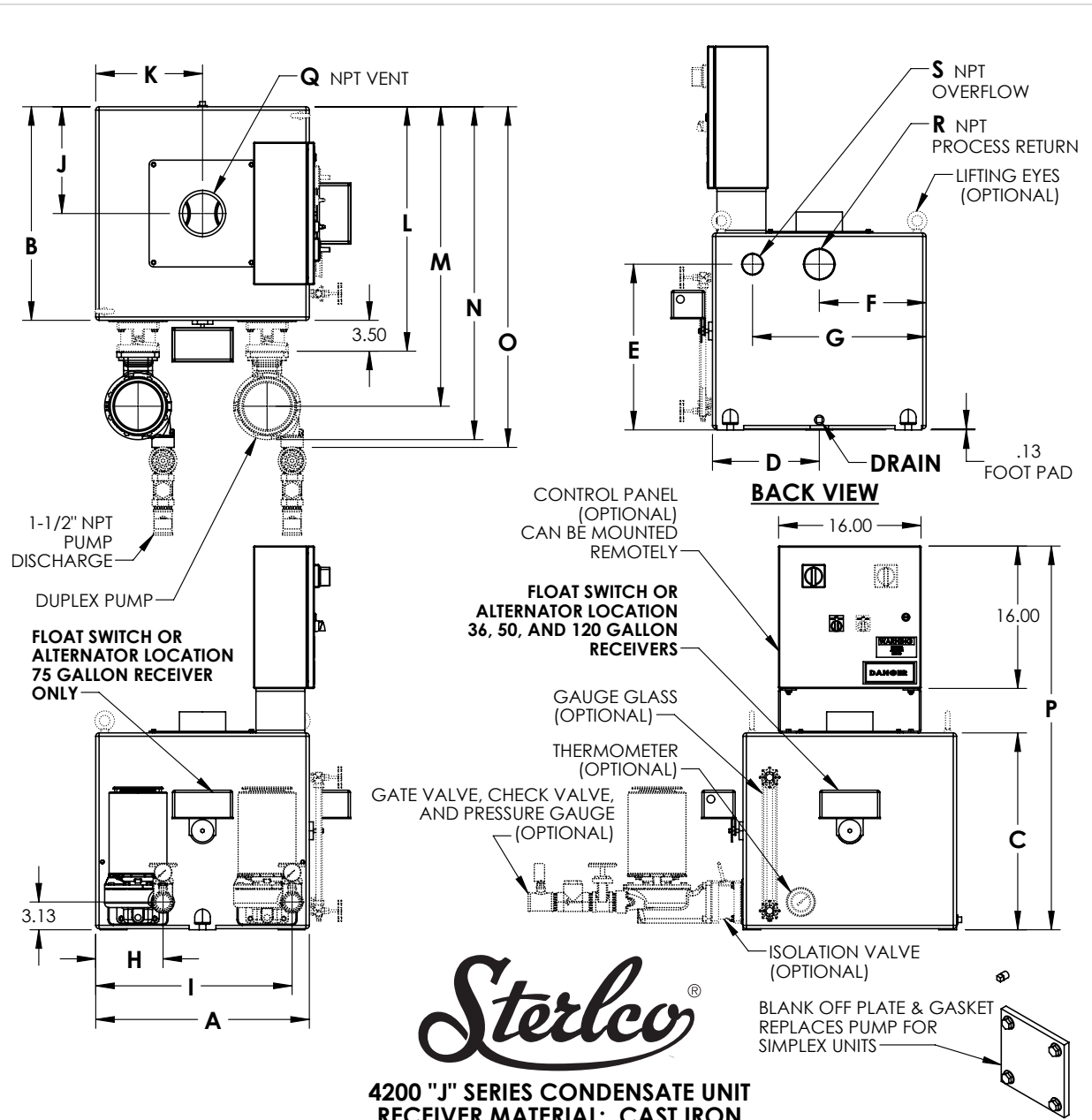
Sterlco®



**4200 "J" SERIES CONDENSATE UNIT
RECEIVER MATERIAL: CAST IRON**

RECEIVER SIZE	A	B	C	D	E	F	G	H	I	J
15 GAL	18.00	14.50	14.13	7.25	11.63	7.25	11.81	6.56	17.06	7.25
24 GAL	24.00	18.00	14.13	9.00	11.63	9.00	15.50	7.56	22.06	9.00
	K	L	M	N	O	P	Q	R	S	DRAIN
							VENT	RETURN	OVERFLOW	
15 GAL	9.00	18.00	24.16	27.91	28.78	35.13	2-1/2"NPT	2" NPT	1-1/2"NPT	3/4"NPT
24 GAL	12.00	21.50	27.66	31.41	32.28	35.13	2-1/2"NPT	2" NPT	1-1/2"NPT	3/4"NPT

4200SER.J.CDSN.15-24



4200 "J" SERIES CONDENSATE UNIT
RECEIVER MATERIAL: CAST IRON

RECEIVER SIZE	A	B	C	D	E	F	G	H	I	J
36 GAL	24.00	24.00	16.13	12.00	12.63	12.00	19.50	7.56	22.06	12.00
50 GAL	24.00	24.00	22.13	12.00	18.63	12.00	19.50	7.56	22.06	12.00
75 GAL	30.00	30.00	21.19	15.00	16.19	15.00	26.00	6.81	28.81	15.00
120 GAL	36.00	36.00	22.19	18.00	18.69	18.00	30.00	7.81	33.81	18.00
	K	L	M	N	O	P	Q VENT	R RETURN	S OVERFLOW	DRAIN
36 GAL	12.00	27.50	33.66	37.41	35.31	37.13	3"NPT	3" NPT	2"NPT	3/4"NPT
50 GAL	12.00	27.50	33.66	37.41	35.31	43.13	4" NPT	3" NPT	2" NPT	3/4"NPT
75 GAL	15.00	33.50	39.66	43.41	44.28	42.19	4" NPT	3" NPT	1" NPT	3/4" NPT
120 GAL	18.00	39.50	45.66	49.41	50.28	43.19	4" NPT	4" NPT	2" NPT	3/4" NPT

4200SER.J.CDSN.36-120